
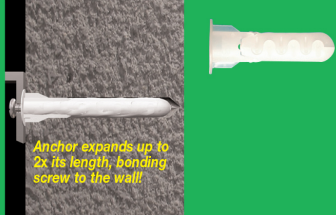
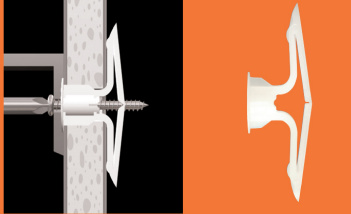
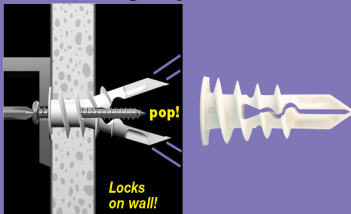
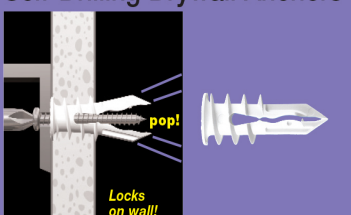



TOGGLER®

High-Performance™ Anchors

Fast, easy & secure anchoring
in ALL building materials

	Hollow Materials <i>Drywall, Plaster, Block...</i>	Solid Materials <i>Concrete, Brick, Stone...</i>	
<p>HEAVY Duty</p> <p>Large TV's, Mirrors, Bookshelves, Sinks, Cabinets...</p>	<p>SNAPTOGGLE® Toggle Bolts</p> 	<p>ALLIGATOR® Solid-Wall Anchors</p>  <p><i>Anchor expands up to 2x its length; bending screw to the wall!</i></p>	<p>HEAVY Duty</p> <p>Lighting fixtures, Plumbing fixtures, Partitions, Grab bars, Shelving, Cabinets...</p>
<p>MEDIUM Duty</p> <p>Bathroom accessories, Window treatments, Speaker mounts...</p>	<p>TOGGLER® Plastic Toggle Anchors</p> 		<p>to LIGHT Duty</p> <p>Alarms, Thermostats, Smoke detectors...</p>
<p>MEDIUM - LIGHT Duty</p> <p>Small lighting fixtures, Picture frames...</p>	<p>SnapSkru® Regular Self-Drilling Drywall Anchors</p>  <p><i>pop!</i> <i>Locks on wall!</i></p>	<p>In All Walls ... Hollow and Solid ... Drywall to Concrete</p>	
<p>LIGHT Duty</p> <p>Alarms, Thermostats, Smoke detectors...</p>	<p>SnapSkru® MINI Self-Drilling Drywall Anchors</p>  <p><i>pop!</i> <i>Locks on wall!</i></p>	<p>TOGGLER® Anchors for Special Projects</p>  <p>Picture Hook Shelving Pegboard Wire Shelf</p>	

www.toggler.co.nz

Ray Staiger Limited

P. 07 850 4200


F. 07 850 4204

E. rsl@simplefix.co.nz


www.simplefix.co.nz

SnapSkru® Self-Drilling Drywall Anchors


Fast & easy! ... Hear it "pop" & lock for extra security!




Press tip of SnapSkru anchor into drywall using #2 Phillips screw-driver or screw gun.



Drive anchor clockwise into drywall until anchor stops flush with wall.



Place item over anchor and insert screw.



Tighten screw flush with item. Screw "pops" open anchor, locking anchor on wall.

Benefits:

- Fast & easy to install—**NO** drill needed
- **Strongest** holding of all self-drilling drywall anchors
- Holds securely in walls & ceilings

Unique locking action **resists shock & vibration**

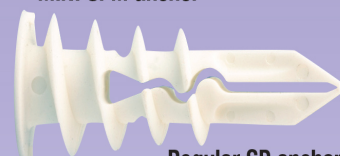
- Audible "pop" indicates correct installation
- Built-in "positive stop" **resists overdrilling**
- Does **not** destroy the wall—can remove screw & item, leaving anchor in wall for **reuse**
- Works with **largest** range of screw sizes:
 - SPM MINI = #6, #8 (#6 preferred)
 - SP Regular = #6, #8, #10 (#8 preferred)
- Unique tip does **not** wander on wall...drills in accurately & easily

MINI SPM Anchor Benefits:

- **Stronger** than larger anchors!
- Makes only a **tiny 1/4"** hole
- **Small 0.4"** head hides behind fixture
- Head sits **flush** on wall or ceiling
- Works with both #6 & #8 screws



MINI SPM anchor



Regular SP anchor

Ultimate Load in Pounds

Anchor:	MINI	Regular	MINI	Regular
	Tensile		Shear	
3/8" Drywall	57	57	105	108
1/2" Drywall	65	79	131	149
5/8" Drywall	95	135	175	178
Screw tested:	#6 x 1 1/4"	#8 x 1 1/2"	#6 x 1 1/4"	#8 x 1 1/2"

Specifications:

	UNC		Metric	
	MINI	Regular	MINI	Regular
Head diameter:	0.4"	0.6"	11mm	16mm
Screw sizes:	#6, #8	#6, #8, #10	Ø3.5, 4mm	Ø3.5, 4, 4.5mm
Preferred screw:	#6	#8	Ø3.5mm	Ø4mm
Screw length:	item + 1"	item + 1 1/4"	item + 25mm	item + 32mm
*Max. item thickness:	1/2"	3/4"	13mm	19mm
*with screw length:	1 1/4"	1 1/2"	32mm	38mm

* For thicker items, use longer screw

For Fast, Secure Holding in:

3/8" through 5/8" [9.5-16mm]

- Gypsum board
- Drywall • Wallboard
- Plasterboard

Ideal for Mounting:

- Bathroom accessories
- Window treatments
- Lighting fixtures
- Smoke detectors
- CO detectors
- Picture frames
- Mirrors
- Alarms
- Shelving
- Thermostats
- Electric boxes

www.toggler.co.nz